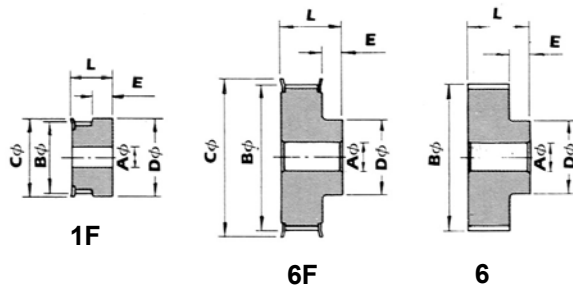


T Pulleys

2.5mm pitch 6mm belt

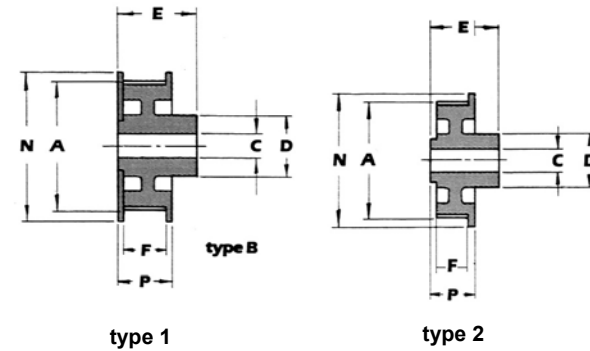
Parallel bore



T Pulleys

2.5 pitch 6mm belt

Moulded metric



T PULLEYS

T PULLEYS

No. Teeth	style	Pitch Dia.	Bore Dia. A	Outside Dia. B	Flange Dia. C	Boss Dia. D	Boss Proj'n E	Overall Length L	Catalogue No.
12	1F	9.55	solid	9.00	13	12	5	16	12-T2.5-06
14	1F	11.14	solid	10.60	15	14	5	16	14-T2.5-06
15	1F	11.94	solid	11.40	15	15	5	16	15-T2.5-06
16	1F	12.73	solid	12.20	16	16	6	16	16-T2.5-06
18	6F	14.32	4	13.80	17.5	10	6	16	18-T2.5-06
19	6F	15.12	4	14.60	18	10	6	16	19-T2.5-06
20	6F	15.92	4	15.40	19.5	11	6	16	20-T2.5-06
22	6F	17.51	4	17.00	23	11	6	16	22-T2.5-06
24	6F	19.10	4	18.55	23	12	6	16	24-T2.5-06
25	6F	19.89	4	19.35	23	13	6	16	25-T2.5-06
26	6F	20.69	4	20.15	25	14	6	16	26-T2.5-06
28	6F	22.28	4	21.75	25	14	6	16	28-T2.5-06
30	6F	23.87	6	23.35	28	16	6	16	30-T2.5-06
32	6F	25.46	6	24.95	32	16	6	16	32-T2.5-06
36	6F	28.65	6	28.10	36	20	6	16	36-T2.5-06
40	6F	31.83	6	31.30	42	22	6	16	40-T2.5-06
44	6	35.01	6	34.50	-	24	6	16	44-T2.5-06
48	6	38.20	6	37.70	-	26	6	16	48-T2.5-06
60	6	47.75	6	47.25	-	34	6	16	60-T2.5-06

No. Teeth	style	Pitch Dia. A Ø	Bore Dia. B	Outside Dia. C	Flange Dia. T	flange thick F	face width D Ø	Boss Dia. E	Boss Projection L	Overall Length	Catalogue No.
12	1	9.6	3.5	9.0	10.6	1	7.5	9	4.5	14	P 12 -T2.5-06M
13	1	10.4	3.5	9.8	11.4	1	7.5	9	4.5	14	P 13 -T2.5-06M
14	1	11.2	3.5	10.6	12.2	1	7.5	9	4.5	14	P 14 -T2.5-06M
15	1	12	3.5	11.4	13.0	1	7.5	9	4.5	14	P 15 -T2.5-06M
16	1	12.8	3.5	12.2	13.8	1	7.5	9	4.5	14	P 16 -T2.5-06M
17	1	13.6	3.5	13.0	14.6	1	7.5	9	4.5	14	P 17 -T2.5-06M
18	1	14.4	4	13.8	15.4	1	7.5	10	5.5	15	P 18 -T2.5-06M
19	1	15.2	4	14.6	16.2	1	7.5	10	5.5	15	P 19 -T2.5-06M
20	1	16.00	4	15.4	17.0	1	7.5	12	5.5	15	P 20 -T2.5-06M
22	1	17.6	4	17.0	18.6	1	7.5	12	5.5	15	P 22 -T2.5-06M
25	1	19.95	5	19.35	21.0	1	7.5	12	5.5	15	P 25 -T2.5-06M
28	1	22.35	5	21.75	23.4	1	7.5	12	5.5	15	P 28 -T2.5-06M
32	1	25.55	5	24.95	26.6	1	7.5	15	6.5	16	P 32 -T2.5-06M
36	1	28.75	5	28.15	29.8	1	7.5	15	6.5	16	P 36 -T2.5-06M
40	2	31.9	8	31.3	32.9	1	7.5	18	6.5	16	P 40 -T2.5-06M
48	2	38.3	8	37.7	39.3	1	7.5	18	6.5	16	P 48 -T2.5-06M
60	2	47.85	8	47.25	48.9	1	7.5	18	6.5	16	P 60 -T2.5-06M
72	2	57.40	8	56.8	58.4	1	7.5	18	6.5	16	P 72 -T2.5-06M
84	2	66.95	8	66.35	68.0	1	7.5	18	6.5	16	P 84 -T2.5-06M
96	2	76.50	8	75.9	77.5	1	7.5	18	6.5	16	P 96 -T2.5-06M

Material

Aluminium H14

All dimensions in mm
Bore tolerances to H8 limits

Material

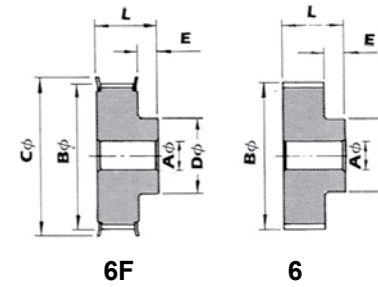
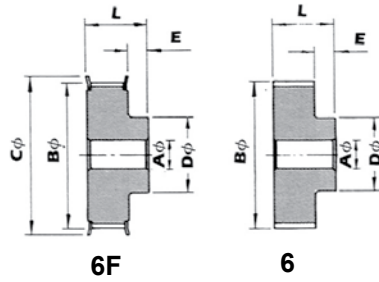
Moulded polycarbonate, glass fitted

All dimensions in mm
Bore tolerances to +0, +0.025mm
Working temperature range -40°C to +80°C
General tolerance unless stated ±0.25mm

T Pulleys

5mm pitch 10mm belt

Parallel bore



T Pulleys

5mm pitch 16mm belt

Parallel bore

T PULLEYS

No. Teeth	style	Pitch Dia.	Bore Dia. A	Outside Dia. B	Flange Dia. C	Boss Dia. D	Boss Proj'n E	Overall Length L	Catalogue No.
10	6F	15.92	solid	15.05	19.5	8	6	21	10-T5-10
12	6F	19.1	solid	18.25	23	11	6	21	12-T5-10
14	6F	22.28	solid	21.45	25	14	6	21	14-T5-10
15	6F	23.87	6	23.05	28	16	6	21	15-T5-10
16	6F	25.46	6	24.60	32	18	6	21	16-T5-10
18	6F	28.65	6	27.80	32	20	6	21	18-T5-10
19	6F	30.24	6	29.40	36	22	6	21	19-T5-10
20	6F	31.83	6	31.00	36	23	6	21	20-T5-10
22	6F	35.01	6	34.25	38	24	6	21	22-T5-10
24	6F	38.20	6	37.40	42	26	6	21	24-T5-10
25	6F	39.79	6	39.00	44	26	6	21	25-T5-10
26	6F	41.38	6	40.60	44	26	6	21	26-T5-10
27	6F	42.97	8	42.20	48	30	6	21	27-T5-10
28	6F	44.56	8	43.75	48	32	6	21	28-T5-10
30	6F	47.75	8	46.95	51	34	6	21	30-T5-10
32	6F	50.93	8	50.10	54	38	6	21	32-T5-10
36	6F	57.30	8	56.45	63	38	6	21	36-T5-10
40	6F	63.66	8	62.85	66	40	6	21	40-T5-10
42	6F	66.84	8	66.00	71	40	6	21	42-T5-10
44	6	70.03	8	69.20	-	45	6	21	44-T5-10
48	6	76.39	8	75.55	-	50	6	21	48-T5-10
60	6	95.49	8	94.65	-	65	6	21	60-T5-10

No. Teeth	style	Pitch Dia.	Bore Dia. A	Outside Dia. B	Flange Dia. C	Boss Dia. D	Boss Projection E	Overall Length L	Catalogue No.
10	6F	15.92	solid	15.05	19.5	8	6	27	10-T5-16
12	6F	19.1	solid	18.25	23	11	6	27	12-T5-16
14	6F	22.28	solid	21.45	25	14	6	27	14-T5-16
15	6F	23.87	6	23.05	28	16	6	27	15-T5-16
16	6F	25.46	6	24.60	32	18	6	27	16-T5-16
18	6F	28.65	6	27.80	32	20	6	27	18-T5-16
19	6F	30.24	6	29.40	36	22	6	27	19-T5-16
20	6F	31.83	6	31.00	36	23	6	27	20-T5-16
22	6F	35.01	6	34.25	38	24	6	27	22-T5-16
24	6F	38.20	6	37.40	42	26	6	27	24-T5-16
25	6F	39.79	6	39.00	44	26	6	27	25-T5-16
26	6F	41.38	6	40.60	44	26	6	27	26-T5-16
27	6F	42.97	8	42.20	48	30	6	27	27-T5-16
28	6F	44.56	8	43.75	48	32	6	27	28-T5-16
30	6F	47.75	8	46.95	51	34	6	27	30-T5-16
32	6F	50.93	8	50.10	54	38	6	27	32-T5-16
36	6F	57.30	8	56.45	63	38	6	27	36-T5-16
40	6F	63.66	8	62.85	66	40	6	27	40-T5-16
42	6F	66.84	8	66.00	71	40	6	27	42-T5-16
44	6	70.03	8	69.20	-	45	6	27	44-T5-16
48	6	76.39	8	75.55	-	50	6	27	48-T5-16
60	6	95.49	8	94.65	-	65	6	27	60-T5-16

T PULLEYS

Material

Aluminium H14

All dimensions in mm
Bore tolerances to H8 limits

Material

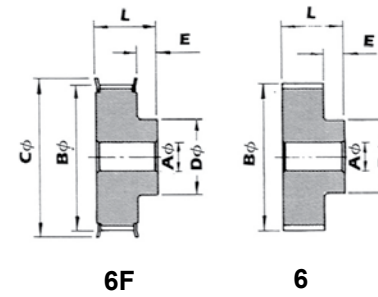
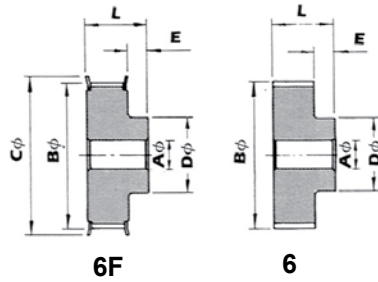
Aluminium H14

All dimensions in mm
Bore tolerances to H8 limits

T Pulleys

10mm pitch 25mm belt

Parallel pilot bore



T Pulleys

10mm pitch 50mm belt

Parallel bore

T PULLEYS

T PULLEYS

No. Teeth	style	Pitch Dia.	Bore Dia.		Flange Dia. C	Boss Dia. D	Boss Projection E	Overall Length L	Catalogue No.
			A	B					
12	6F	38.2	6	36.35	42	28	10	40	12-T10-25
14	6F	44.56	8	42.70	48	32	10	40	14-T10-25
15	6F	47.75	8	45.90	51	32	10	40	15-T10-25
16	6F	50.93	8	49.05	54	35	10	40	16-T10-25
18	6F	57.3	8	55.45	60	40	10	40	18-T10-25
19	6F	60.48	8	58.60	66	44	10	40	19-T10-25
20	6F	63.66	8	61.80	66	46	10	40	20-T10-25
22	6F	70.03	8	68.15	75	52	10	40	22-T10-25
24	6F	76.39	8	74.55	83	58	10	40	24-T10-25
25	6F	79.58	8	77.70	83	60	10	40	25-T10-25
26	6F	82.76	8	80.90	87	60	10	40	26-T10-25
27	6F	85.94	8	84.10	91	60	10	40	27-T10-25
28	6F	89.13	8	87.25	93	60	10	40	28-T10-25
30	6F	95.49	8	93.65	97	60	10	40	30-T10-25
32	6F	101.86	10	100.00	106	65	10	40	32-T10-25
36	6F	114.59	10	112.75	119	70	10	40	36-T10-25
40	6F	127.32	10	125.45	131	80	10	40	40-T10-25
44	6	140.06	10	138.20	-	88	10	40	44-T10-25
48	6	152.79	16	150.95	-	95	10	40	48-T10-25
60	6	190.99	16	189.10	-	110	10	40	60-T10-25

No. Teeth	Style	Pitch Dia.	Bore Dia.		Flange Dia. C	Boss Dia. D	Boss Projection E	Overall Length L	Catalogue No.
			A	B					
18	6F	57.3	12	55.45	60	40	10	66	18-T10-50
19	6F	60.48	12	58.60	66	44	10	66	19-T10-50
20	6F	63.66	12	61.80	66	46	10	66	20-T10-50
22	6F	70.03	12	68.15	75	52	10	66	22-T10-50
24	6F	76.39	12	74.55	83	58	10	66	24-T10-50
25	6F	79.58	12	77.70	83	60	10	66	25-T10-50
26	6F	82.76	12	80.90	87	60	10	66	26-T10-50
27	6F	85.94	12	84.10	91	60	10	66	27-T10-50
28	6F	89.13	12	87.25	93	60	10	66	28-T10-50
30	6F	95.49	12	93.65	97	60	10	66	30-T10-50
32	6F	101.86	12	100.00	106	65	10	66	32-T10-50
36	6F	114.59	16	112.75	119	70	10	66	36-T10-50
40	6F	127.32	16	125.45	131	80	10	66	40-T10-50
44	6	140.06	16	138.20	-	88	10	66	44-T10-50
48	6	152.79	16	150.95	-	95	10	66	48-T10-50
60	6	190.99	16	189.10	-	110	10	66	60-T10-50

Material

Aluminium H14

All dimensions in mm
Bore tolerances to H8 limits

Material

Aluminium H14

All dimensions in mm
Bore tolerances to H8 limits